




Samples on cedar




Natural Base




Butternut




Sugar Maple




Chestnut




Cedar




Olde Cherry



Red Mahogany



Coffee Bean



Black Walnut

WATER BASED STAIN
EXTERIOR 450



EXTERIOR 450 PRODUCTS

Exterior use • Water clean-up • Spray, brush, roll • Fortified with UV-absorbers & mildewcide for maximum protection against the elements • Perfect for outdoor wood furniture & projects with vertical surfaces • More instructions & videos at www.generalfinishes.com/exterior-stain.



EXTERIOR 450 STAIN SURFACE PREPARATION:

- 1. Sand open-grain wood** with 120-grit sandpaper, followed by 150-grit, then 180-grit. **Sand closed-grain wood** with 150-grit sandpaper followed by 220-grit.
- 2. Remove dust.**

NOTE: Remove existing finish prior to use.

EXTERIOR 450 STAIN APPLICATION - RAW WOOD:

HAND APPLICATION: **1. Working quickly, apply a liberal coat** with a synthetic bristle or foam brush, pad applicator or roller with smooth, even strokes. Stain one section at a time. On large surfaces, leave a wet edge between sections while working to prevent lap marks. **2. Wipe off** the excess evenly with the grain using a cloth or absorbent paper towel.

For a transparent wood grain look, apply 1 coat of stain and wipe off excess stain. Finish with 3 coats of *Exterior 450 Topcoat* for protection.

For an opaque look, apply 2 coats of stain and DO NOT wipe off the excess. No topcoat is required.



EXTERIOR 450 TOPCOAT APPLICATION:

HAND APPLICATION: 2-3 coats are recommended. Apply a liberal amount using a synthetic bristle or foam brush, pad applicator, or roller with smooth, even strokes & light lap lines. Avoid heavy pressure & back-brushing. Lap lines will tighten down as they dry.

SAND between coats with a 220-320-grit foam sanding sponge. Do not use conventional steel wool. **Remove dust.**

Exterior 450 Topcoat Sheens: Flat, Satin, Semi-Gloss, Gloss.

Dry Time: 2+ hours between coats in ideal conditions: 70°F/20°C; 50-70% humidity. Cooler temperatures, higher humidity & sealed substrates may prolong dry time

Coverage: 560-640 Sq.Ft. (52-59 m²) per Gallon

Clean Up: Warm, soapy water or GF Brush & Gun Cleaner.

LIMITED WARRANTY: General Finishes products must be tested to your complete satisfaction before using. General Finishes will not be responsible for color satisfaction, misapplication, nor compatibility with other manufacturers' products. General Finishes will be responsible only for the cost of our products, and not for costs such as labor, damage, or project replacement.

East Troy, Wisconsin 53120
www.generalfinishes.com