



## EASY TO APPLY


1. Prep sand, remove dust & wipe with mineral spirits.
2. Wipe or spread on a thin coat and let stand for 5 minutes.
3. Wipe off excess and enjoy!

If a second coat is needed, wait 24 hours.  
Prep the surface with a gray non-woven or 220-grit sanding sponge before applying.

Best used with optional *GF Hardener* to improve durability & dry time.  
Hard Wax Oil is a maintenance product. Reapply as needed.



## HARD WAX OIL



## HARD WAX OIL

FURNITURE &  
WOODWORKING PROJECTS



GENERAL FINISHES  
East Troy, Wisconsin 53120  
[GeneralFinishes.com](http://GeneralFinishes.com)

2024-01

TOMORROW'S WOOD FINISHES TODAY





# HARD WAX OIL & HARDENER

General Finishes Hard Wax Oil is a high-quality urethane polymer in a blend of oil & wax that enhances the natural look of wood.

Samples on oak

Samples on walnut



Clear




Golden




Brown



Black



Gray



Limestone



White

## TECHNICAL DATA

### RECOMMENDED USES

Raw wood furniture and woodworking projects.

### PROPERTIES

<b>Sheen Available:</b>	Low luster similar to wax
<b>Tintable:</b>	No
<b>Volume Solids:</b>	95%
<b>Weight Solids:</b>	94%
<b>Ave. Coverage:</b>	75-125 Sq.Ft. (7-12 m <sup>2</sup> ) per Half-Pint. 150-250 Sq.Ft. (14-23 m <sup>2</sup> ) per Pint. <small>Will vary by application technique.</small>
<b>Viscosity:</b>	Medium (300-600 cPs)
<b>Application:</b>	White non-woven pad, or plastic spreader
<b>For Large Surfaces:</b>	White non-woven pad with variable speed buffer or sander
<b>Dry Time (touch):</b>	Immediately
<b>Dry Time to recoat, If a second coat is needed:</b>	24 hrs
<b>Dry Time for use after final coat:</b>	24 hrs
<b>Thin with:</b>	Mineral spirits
<b>Clean Hands &amp; Equipment with:</b>	Mineral spirits
<b>Sizes Available:</b>	Half-Pints, Pints
<b>VOC:</b>	Under 50 g/L.

Complete instructions & videos at [GeneralFinishes.com](http://GeneralFinishes.com).  
See Safety Data Sheet ("SDS") for more information on product  
hazards and precautions, [GeneralFinishes.com/safety](http://GeneralFinishes.com/safety).

**LIMITED WARRANTY:** General Finishes products must be tested to your complete satisfaction before using. GF will not be responsible for color satisfaction, misapplication, nor compatibility with other manufacturers' products. GF will be responsible only for the cost of our products, and not for costs such as labor, damage or project replacement.



## HOW TO APPLY

Easy to Apply as 1-2-3!



Scan QR code for full instructions,  
or at [gf.support/HardWaxOil](http://gf.support/HardWaxOil).

